

# National Runaway Safeline CRISIS SERVICES SNAPSHOT

DATA COLLECTED JANUARY 1, 2022 - DECEMBER 31, 2022



## Vermont

TOP 5 COUNTIES: CHITTENDEN (22%), WINDSOR (11%), WASHINGTON (11%), ORANGE (11%), RUTLAND (7%)


### Total Crisis Contacts

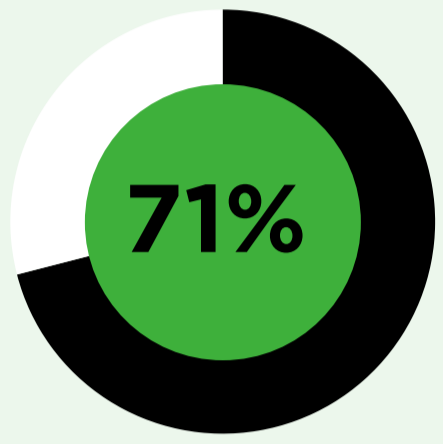

# 27

  
Hotline Calls  
22%

  
Live Chats  
78%

  
Emails  
0%

  
Forum Posts  
0%




71% of youth were still home at the time of crisis contact


### Youth Status at Time of Contact

54%	Youth In Crisis	0%	Runaway
33%	Contemplating Running	0%	Suspected Missing
13%	Homeless	0%	Asked to Leave

### Top Issues Identified

  
71%  
Family Dynamics

  
36%  
Economics

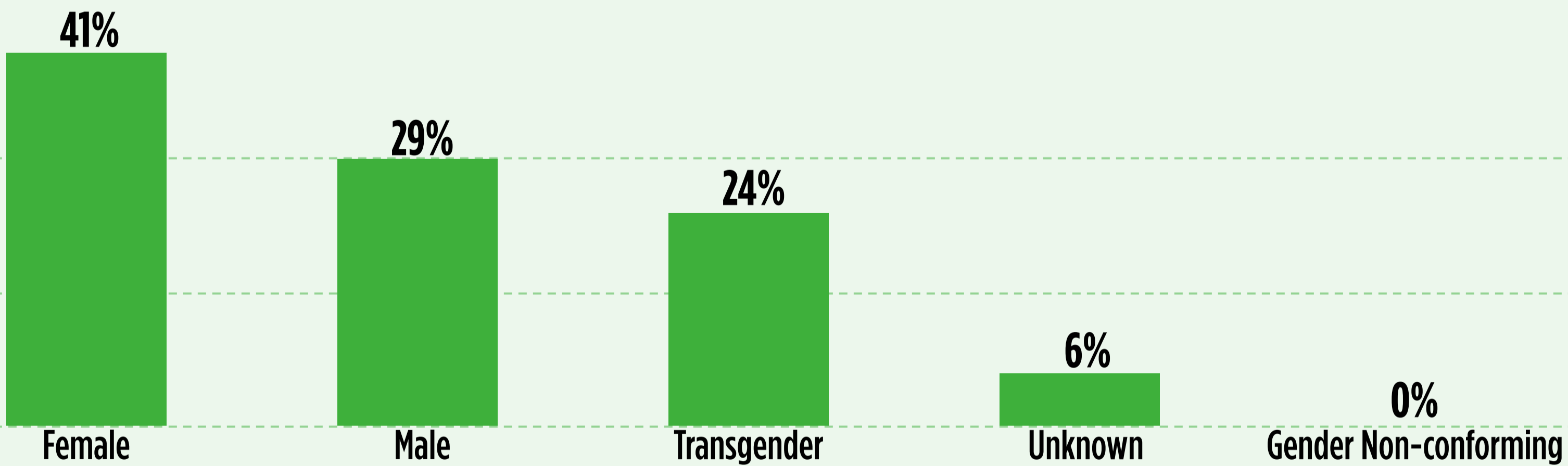
  
36%  
Emotional/Verbal Abuse

  
36%  
Mental Health

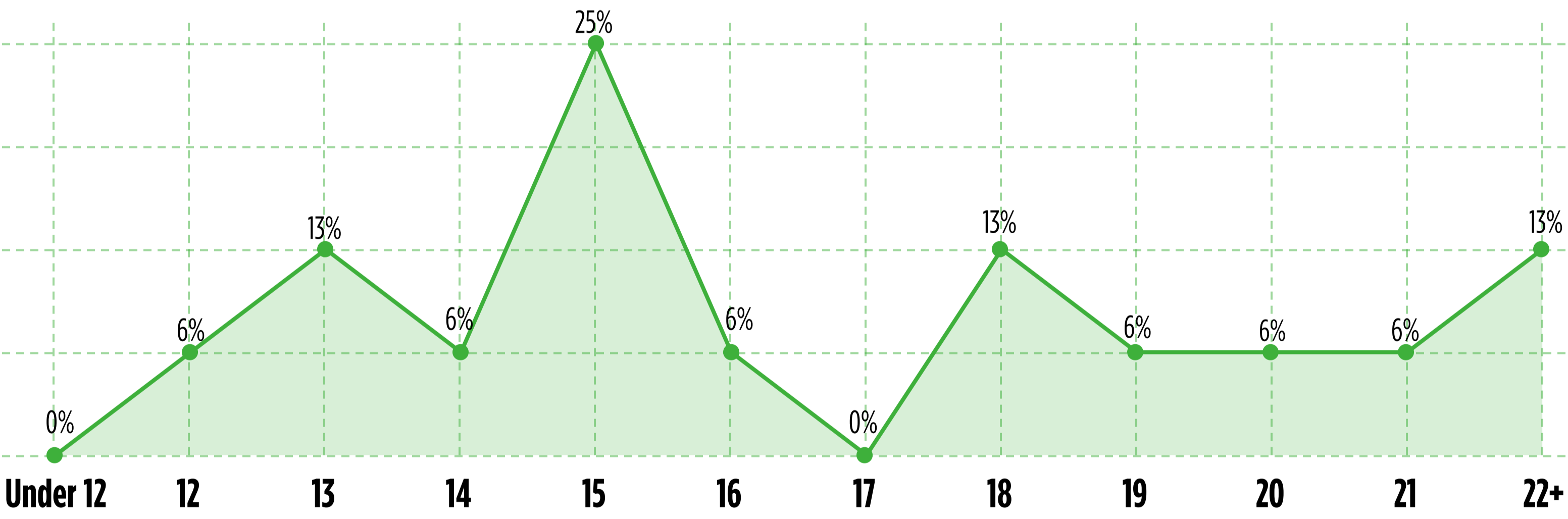
  
29%  
Neglect

### Demographics

#### Gender



#### Age



#### Race and Ethnicity

